

Limited Warranty

This unit has a one year warranty from the date of delivery, valid only if the unit has not been misused or tampered with.

Blackstone Industries, LLC d/b/a The Foredom Electric Company warrants, to the original purchaser only, that its products will be free from defects in material or workmanship for the applicable period of time indicated above following the purchase date.

During the warranty period, the defective product will be repaired or replaced without charge or, at our sole option, the purchase price will be refunded. This warranty does not cover damage caused in transit or by accident, misuse or ordinary wear.

ALL IMPLIED WARRANTIES INCLUDING, WITHOUT LIMITATION, IMPLIED WARRANTIES OF FITNESS FOR A PARTICULAR PURPOSE AND MERCHANTABILITY, ARE LIMITED IN DURATION TO THE APPLICABLE WARRANTY PERIOD. IN NO EVENT WILL WE BE LIABLE FOR ANY INCIDENTAL OR CONSEQUENTIAL DAMAGES. Some states do not allow limitations on how long an implied warranty lasts or the exclusion or limitation of incidental or consequential damages, so the above limitations or exclusion may not apply to you.

At our sole option, repair, replacement or refund will be made if the product is returned postage prepaid to:

Foredom Electric Company 16 Stony Hill Rd., Bethel, CT 06801

All warranty repairs must be done at our factory at the above address. We will not pay any shipping or transportation charges. This warranty gives you specific legal rights, and you may also have other rights which vary from state to state.

FOREDOM®

For More Information on Foredom machines, handpieces or accessories, contact:

Foredom Electric Co. Bethel, CT 06801

Tel: 203-792-8622 • Fax: 203-796-7861,

Email: customerservice@blackstoneind.com.

Foredom Wax Carver Parts

Handpiece A-WT-82

Handpiece Cap with cork cover
A-WT-84

Handpiece Cord A-WT-86

On/Off and Temperature Control
A-WT-87

Transformer 115–220V A-WT-85

European Plug Adapter A-WT-EU

UK Plug Adapter A-WT-UK

Australian Plug Adapter A-WT-AU

K.WC-1 includes 3 tips

Straight Taper A-WT-2

Knife A-WT-3

Small Spoon A-WT-4

K.WC-3 includes all 7 Tips

Narrow Flat A-WT-1

Curved Taper A-WT-5

Wide Flat A-WT-6


Large Spoon A-WT-7

www.foredom.net

F-1263 3/23

Printed in U.S.A.

FOREDOM® Wax Carver



Kits:

K.WC-1 includes
3 tips

K.WC-3 includes
7 tips

Specific plug
adapters for use
in Europe, UK,
or Australia

**For Your Own Safety Read This Owner's Manual
Before Operating Your Foredom Tool**



Important Safety Instructions

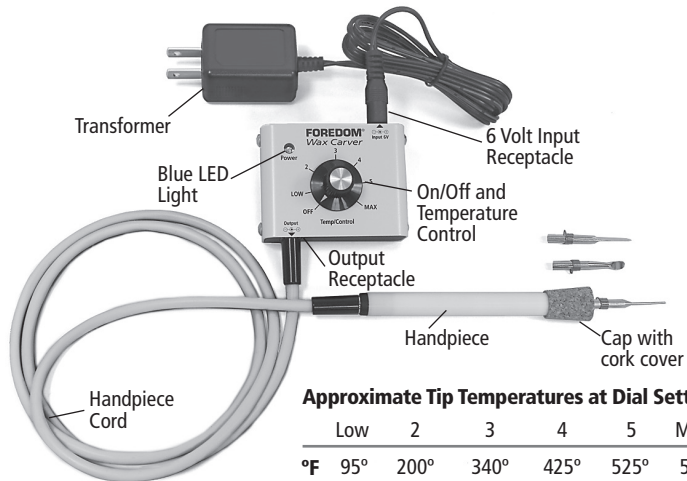

- **Warning: Tip becomes hot during operation.**
- **Always** turn off the unit when it is not in use.
- **Never** bend the handpiece cord sharply behind connector.
- Use **only** the 6 Volt DC transformer supplied with your Wax Carver.
- Keep out of reach of children.

Assembly and Operation

- Use either end of the handpiece cord to connect the output receptacle and back end of the handpiece. Connect the transformer cord to the input receptacle as shown at right.
- Plug the transformer into an electrical outlet.
- Insert a tip. The brass tips can be sharpened or reshaped with a file or bent with pliers. Follow instructions at right to remove or change a tip.
- Turn the Temperature Control Dial to desired temperature.
- The blue LED light will flash constantly when the unit is turned on and with greater frequency as the temperature increases.

Changing Tips

- Always change tips while power is on and handpiece is hot. Use a leather cloth, leather gloves, or pliers to gently turn the tip to make sure it can be loosened and safely removed.
- Never remove a tip from a handpiece that is cold. Cooled and hardened wax may act as an adhesive and damage your handpiece as you try to remove the tip.
- Each tip has a coil spring that helps it grip the handpiece heating rod. For a tighter grip, slide the coil toward the handpiece.



Approximate Tip Temperatures at Dial Settings

	Low	2	3	4	5	Max.
°F	95°	200°	340°	425°	525°	560°
°C	35°	93°	171°	218°	274°	294°

Plug Adapters



A-WT-EU
European
Plug Adapter
Option-22



A-WT-UK
United Kingdom
Plug Adapter
Option-21



A-WT-UK
Australian Plug
Adapter Option-26

All 7 Brass Tips shown at left come in K.WC-3.

* 3 Tips included in K.WC-1.

Tips and Plug Adapters may also be purchased separately.